



OZARK DIVISION NEWSLETTER 1st Quarter 2024

Welcome to the first quarter 2024 edition of the Ozark Division Newsletter. The first article in this quarter's Newsletter is an article on David Smith, President of the Heart of America chapter. I think you will enjoy getting to know David and his extensive of collection Postwar Lionel. Our second article is a reminiscence of a project I helped build in the 70s. With the passing of the owner, Red Atwood, Trainland USA in Colfax, IA is now closed. But first a word from our current president, Rob English.



Train Shows Matter!

In my last message, I touched on new possibilities... I was reminded of this multiple times last weekend at the Boeing Employees Model Railroad Club Show. There is a lot of interest in the forthcoming show schedule (see last page for updated schedule) especially the Great St Louis Train Show which we are working hard to put on for the division.

The attendance at Boeing was strong, with numerous TCA Ozark Division members in attendance. Train Shows Matter. Just stopping and taking a look around showed me again the people are the benefit to the TCA. So even if You are not in a buying mode, go to the shows (and take a youngster with you) and connect with your fellow collectors and operators. Talk to them about joining the TCA.

Travel if you can, support the other chapter shows. Take a friend and talk trains!

After all..... Train Shows Matter!

Happy Training!

Rob English 96-43303 – President, Ozark Division




David Smith 82-17781, President, Heart of America chapter of the TCA

Let me introduce you to David Smith, TCA member for over 40 years, charter member of the Heart of America chapter and avid collector and operator. David has a large collection of both Lionel Post War and Plasticville buildings. Most of the second story of his house is filled with trains. As you will discover later in this article David had the find of a lifetime at an estate sale.



David's First Train



David Smith

Like many of us, David received his first train when he was 5 years old. It was a Union Pacific 202 and several cars. He still has that train, and you can see it pictured on the above left. He continued to receive trains both Lionel and Marx for Christmas. His Dad was also a train buff, but he collected American Flyer! As a child his parents moved frequently so he was constrained to a 4' by 4' piece of plywood with a circle of track. It was not until he was 10 years old that he and his dad constructed a layout made of two 4' by 8' sheets of plywood for David's Lionel trains.

At about 12 or 13-years old David lost interest in trains and did not return to the hobby until he was in his 30s. At that time, he and his dad started attending shows in the Kansas City area. David recounts a show on I-435 and Front Street in Kansas City. Many will remember the train shows originally started by Jim Shope, later Phil Stultrager and then the Hanssen's, Pat, and Lee. David also recalls that the Ozark Division held shows in Oklahoma City, Topeka, KS, Springfield, MO, and Saint Louis. The Springfield show was run by Mack Deck and the Topeka show by Ben Neil.



In 2011 David moved to Independence and constructed his first permanent layout. David's current collection/layout is on the second story of his house. There you will find his 8' by 16' layout where he runs mostly postwar and displays some of his extensive Plasticville buildings collection. Every inch of wall space holds shelves filled with David's collection. He has most of the 6464 box cars, several F3s and many Lionel accessories.

The center piece of David's collection is his 6464-300 **solid shield** Rutland box car. The Rutland car was part of a set he found at an estate sale. Besides the Rutland boxcar the set included a Wabash F3 diesel and several other nice cars. David likes to tell the story of another collector who was looking at the set at the same time but could not decide if he wanted to pay the asking price. David got the train set!



The Rutland boxcar was produced by Lionel in 1955 and 1956. According to Roger Carp, CTT Senior Editor, in one of his YouTube videos, the solid shield Rutland was early production only. Roger explained that there are 8 variations of the Rutland boxcar! These are combinations of painted and unpainted yellow, heat stamped or rubber-stamped lettering, single block or multiblock door and the "R" in Rutland located in the first panel or the second panel.

The Rutland railroad itself is a bit of an oddity. Wikipedia describes the road as located primarily in the state of Vermont with a branch extending into the state of New York. The railroad's primary freight traffic was derived from dairy products. The Rutland is noted for its construction of a network of bridges and causeways across Lake Champlain to connect Burlington, VT to Canada. Rutland operated a day passenger train called the "Green Mountain Flyer" connecting Montreal to New York via Burlington and Rutland. Rutland closed in 1961 and in 1963 parts of the railroad were taken over by the state of Vermont.





David is retired with his wife Kathy. Between them they have 5 children, 10 grandchildren and 7 great-grandchildren. He was involved in electrical and mechanical maintenance for 35 years, mostly with SOR in Lenexa, KS. SOR produces industrial process instrumentation, so David worked on some very sophisticated machines.

As for the future of the hobby, David notes that the train shows have become smaller and less frequent. He observed that most of the trains are sold through internet auctions at outrageous prices.

If you would like to see more pictures of David's collection, they can be found at the following Photobucket [LINK](#).
Don Miller 06-59842

The End of an Era – Trainland USA

By Don Miller 06-59842

I hope you forgive me for reminiscing a bit about a huge train layout that I was deeply involved in. Trainland USA, Colfax IA, was the vision of Red Atwood. Sadly, Red passed away in 2022. His surviving wife Judy and the Trainland Board of Directors decided that it was not possible to continue operations. So, Trainland closed in 2023 and this article is eulogy to what Trainland was to me.

In 1976, when I was working for the telephone company in Newton, IA, I was introduced to Red Atwood and his vision of a large layout he was calling Trainland USA. I still remember the day I walked into the 4000sq ft basement room under Red's home. The tables for the layout were completed and they were starting to lay track and paint the backdrops. In one corner of the U-shaped layout were more Post War Lionel trains than I had ever seen. It seemed to me that he had everything. FMs, F3s, Hudsons, and much more. I was surprised that they had started to lay track with no plans. The engineer (EE not train) in me volunteered to draw up the track plans. I also did most of the wiring and built all the multi train control systems.



One leg of the outside "U", over 90' from front to back.

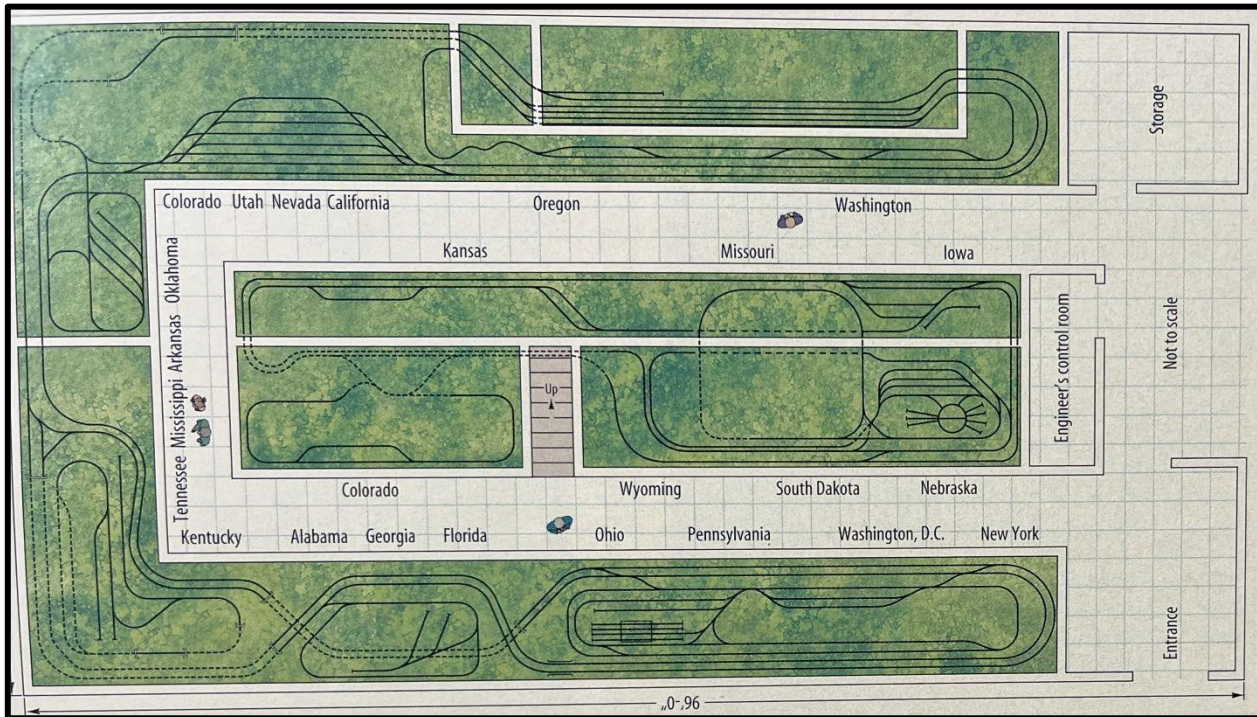
More on that later, but first some details on Trainland. The following is paraphrased from a Trainland USA brochure. In 1964, Red Atwood became interested in collecting Lionel O gauge trains. Years passed and the trains began to accumulate. He began to dream of building one of the world's largest layouts. In 1976, he began to complete his dream. A new home was especially built to accommodate this project. Five years later, his dream was fulfilled. Trainland USA held their grand opening June 27, 1981.

Trainland USA was an operating toy train museum, displaying Lionel trains and accessories. The exhibit displayed three eras of time: the center section was the frontier and steam era, while the outside is the diesel era which ran from coast to coast. All the scenery was hand painted. There were approximately 60 operating Lionel accessories still in their original state. Four control panels created an automated train control system.

Some Statistics of what went into Building Trainland

- | | |
|------------------------------------|---|
| 1. Over 2600 sq ft of display area | 8. 8 Speaker stereo systems |
| 2. 4,000 ft of track | 9. 2 ½ tons of plaster |
| 3. 35,000 hand cut ties | 10. 25 gallons of paint |
| 4. 120 automatic switches | 11. 200 buildings |
| 5. 30 KW and ZW transformers | 12. 600 lights |
| 6. 20 -25 trains always operated | 13. Countless tress, vehicles, figures etc. |
| 7. 25,000 ft of wire | 14. Numerous push button displays |

This is the track plan I developed for Trainland USA as it appeared in the May 2005 CTT article.




One of the main goals of this plan was that the visitor would always see trains running. This was accomplished by a combination of several simple loops, automated loops where trains would run in alternating directions and large automated loops that ran the entire length of the outside "U" and the inside area.

The long loop that circumvented the outside "U" could manage 4 trains running at the same time. This outside loop was divided into several blocks with the trains starting and stopping on a "check in, check out" system. A train would enter a block and cause the trains to stop in the block behind it while clearing the second block behind it. Once started the trains would run until power was shut down.

All the automated sections used relays. That is right, relays. You must remember that this was the late 1970s and solid-state logic was still developing. Besides that, I was a telephone engineer and had a good understanding of relay logic. I used Potter and Brumfield sealed 12-volt AC relays. In the 40+ years that Trainland was open, I am aware of only one relay failure in the nearly 100 relays used.

To trigger the relays, an isolated outside rail was used. This needed the layout to be run on a common ground system. All lights, switches, accessories trains were connected to one ground wire. A ground wire the size of my little finger ran from one end of the outside loop to the other. We also used Lionel signals throughout the layout. The signals functioned and were controlled by the relay system.



Left Side Engineers Control Panel



Engineer's view of Controls

The left picture shows one of two engineer's main control panels. This panel controls the left side of the layout. Lionel switch controllers, accessory controllers and controls for the automated loops are found on this panel. Small lights found in the track plans show the status of the trains on the automated loops. This was quite a display in the dark!

I built the panels in my basement. All the track plans are hand painted. The panels were installed at Trainland on hinges. I had to wire the panels by lifting one side and working underneath the panel. What a pain in the neck! I spent hours and hours wiring the panels and the rest of the layout.

The right-hand picture shows a view of the engineer's control. The 6 ZWs and 1 KW ran loops in both the diesel era and the steam era. Two loops ran multiple trains the entire distance around the diesel era and the steam era. These two loops required more power than a single ZW could provide. To solve this problem, I used Variacs to adjust the line voltage of banks of transformers. The Variacs are round grey devices with black knobs in the center of the picture. The banks of transformers were placed under the layout. The transformer banks were phased, and their power plugs were all connected to the Variacs.

I certainly was not the only one to work on Trainland. The picture at right shows some of the 32 volunteers that worked on the layout. Harold Olds and Dee Huen painted all the backdrops. Dee also hand carved the heads for Mt. Rushmore. Shorty Eatwell laid all the track and placed over 35,000 hand cut ties. Dee Huen, Sue Means and Red's first wife Judy were responsible for the many details that filled Trainland and made the layout come alive. The talent found in these volunteers made Trainland a place that people would come to see over and over. (By the way, I am the guy second from the left with the engineer's hat and a mustache. Oh, to be that young again! Red is in back on the far right.)



Trainland USA Volunteers (1981)

Red Atwood was truly a visionary, he liked to dream big dreams. Not satisfied with the gigantic layout, he moved a real Rock Island railroad passenger car to the property. The passenger car served as Red's hobby shop. He filled the car with mostly Lionel Post War trains. Some were very collectible.

Not satisfied with the passenger car, Red had a real depot moved to the Trainland site. The depot came from Calamus, IA. The depot was built before the civil war with square nails. It served the C&NW railroad in Calamus but housed a museum of train related toys and railroad memorabilia at Trainland.

Helping build Trainland was a once in lifetime opportunity that I will never forget. In 2011, my wife Judy and I shot a video for Trainland. The 45-minute video was sold in the Trainland gift shop. I have taken excerpts from the video and edited a 3 ½ minute highlights video that can be viewed at this YouTube [LINK](#). (By the way, the narrator on the video is TCA member and author of several CTT articles and books, Dennis Brennan.)



Our kudos to Jim Bryan for his agreement to assume the Secretary/Treasurer job of the Division. He is doing a great job. You should have received an email from Jim requesting dues of \$10 for the Ozark Division. So, what does the dues pay for? Well, our biggest expenses are related to the internet. Believe it or not we have pay for an internet hosting service which includes our website URL which is www.ozarkdivisiontca.org. (Please note that our URL was changed last year. There no longer is a dash between division and TCA). Our Division VP, Darin Grant, has done a lot of work to make our website current and informative. Also, included in our internet expense are the email addresses that Jim used to email the dues notice and I used to email the Quarterly Newsletter. We must even pay an additional fee to make sure our website and emails are secure. There are other expenses including advertising the Division train meets and mailings to members who do not have email addresses. Finally, miscellaneous expenses to keep the Division running. I hope you feel that you are receiving value for your dues and will help us with your dues payment to continue to improve your Ozark Division services. Don Miller 06-59842

Chapter Activities

Central Missouri Chapter – Columbia, MO

We had a great time last Saturday, March 16 at the Hobo Joe Train Show though it started a bit late. This was due to not all the modules making it to Paquin. So, thanks to Steve, Ben, Cody, John, Robert, and Dennis who loaded the S and G modules plus all the equipment to take to Paquin. Finally, by 10:30 everything was running. Scenery was placed as the trains were running. A thanks to John Leyland and Steve Grant for sharing videos.

Here are links to Facebook videos [LINK](#) and [LINK2](#). Our Facebook page is [midmotrainclub](#).

Heart of America Chapter – Kansas City, MO

The Heart of America Board of Directors met to plan 2024 activities. The first activity will be the Heart of America Model Train Swap Meet. The Swap Meet will be held June 8, 2024, from 10am to 2pm in the Palmer Center, 218-A North Pleasant Street, Independence, MO 64050. Admission is free. For information email tcahoa@tcahoa.org.

Tables are \$20 per 8' table. Vendors call Bill Rook at 816-223-8165 or email trnut@hotmail.com to reserve space and confirm table availability. Registration form is included near the end of this Newsletter. Here are a couple of pictures from last year's train meet.



2023 HOA Swap Meet



2023 HOA Swap Meet

The HOA chapters Facebook page address is [Heart of America TCA Train Club](#).

Gateway Chapter – St. Louis, MO

The chapter met at the Grandview Library on Musik Rd. on Feb. 18, 2024. Our prior meeting site Kirkwood Library was closed for renovations.

Attendance was very low with only 7 people attending. On a positive note, we did acquire a new member. Todd Tageson is an acquaintance of Jim Bryan and is just getting started into Toy Trains. Welcome Todd.

Bob Osterhoff spoke about the last Lionel Factory which was located in Hillside/Irvington New Jersey. He showed photographs of the factory and discussed the various building additions that occurred over the years. It was a very interesting presentation.

David Osborn spoke about The Lionel employee magazine titled "All Aboard". He discussed the history of the magazine and shared photocopies of articles included in the magazine. One set of articles was a 23-part series which discussed "The product" The articles went into great detail department by department and covered a span of 23 months. Each month a different department was featured with the article explaining the role the department played in producing the product, which of course was Lionel Trains.

A second series of articles he featured relayed the history of the Lionel Corporation from 1900 to the present day.

Presentations followed with general discussion.

No date has been set for another meeting.

Gateway Facebook page address is [St. Louis Gateway Chapter of the TCA](#).

Train Related Activities

April 6-7th, 2024: Rocky Mountain Train Show
Saturday 10:00am - 5:00pm, Sunday 10:00am - 4:00pm
National Western Complex
4655 Humboldt St., Denver, CO
<https://rockymountaintrainshow.com/Default.aspx>

April 6th, 2024: Greater Tulsa Area Train Show
Saturday 9:00am – 3:00pm
Creek County Fairgrounds
17808 W OK-66, Kellyville, OK 74039
<https://www.ttos-soonerdiv.org/train-shows.html>

April 6-7th, 2024: Nebraska-Iowa Railroaders Annual Train & Toy Show
Saturday 9:00am – 4:00pm, Sunday 9:00am – 2:00pm
Papillion Landing Field House
1022 West Lincoln Street, Papillion, NE 68046
<https://nebraskaiowarailroaders.com/>

April 7th 2024: Chicago Great Midwest Train Show
May 5, 2024
June 2, 2024
August 4, 2024
September 8, 2024
October 6, 2024
November 3, 2024

December 1, 2024
Show Hours 9:00 AM to 3:00 PM
5 buildings, 500 tables, all scales, layouts
DuPage County Fairgrounds, 2015 Manchester Road,
Wheaton IL 60187
Adults \$7, kids under 12 free
For information call (630) 290-1962 or check out the
[Great Midwest Train Show Website](#)

April 13th, 2024: 4th Sons of the American Legion
Spring Train Show
Saturday, 10:00 am - 3:00 pm
Dupo American Legion Post #485
200 South 5th Street, Dupo IL 62239
Admission \$3, Children 12 and under FREE
Vendor load in at 7:00 am
8 ft. plastic tables \$15 each
For more information call Dirk Reynolds at (618) 973-
2237 or email comptrain2002@yahoo.com
1232 Glenwood Drive, Columbia IL 62236

April 13, 2024: 13th Annual Davenport Model Railroad & Memorabilia Show, Saturday 9:30 AM to 3:00 PM
Mississippi Valley Fairgrounds Expo Building
2815 West Locust Street
Davenport, Iowa 52804

Iowa's largest train show, 30,000 square feet of trains.
Admission \$5, children 12 and under free
Contact Glen Thede (563) 391-6431 evenings for information

April 13, 2024: The 2024 Miami County Spring Train Show and Swap Meet
Saturday 10:00 AM to 3:00 PM
Miami County Fairgrounds 4H Project Building
1029 W 200 N Peru, Indiana 46970
Admission \$3 per person, \$6 maximum family price, children 6 and under free Contact Paul Forman (765) 432-1052 for more information.

April 13-14th, 2024: Festival of Trains Model Train Show
Saturday 9:00am – 5:00pm, Sunday 10:00am – 4:00pm
OKC Fairgrounds
The Pavilion, 3212 Wichita Walk
Oklahoma City, OK 73107
<https://www.festoftrains.com/>

April 18- 20th, 2024: York Train Meet Eastern Division
TCA York State Fairgrounds, 334 Carlisle Ave, York, PA 17404, <https://www.easterntca.com/>

April 27-28th, 2024: Herington Railroad Days
Saturday 9:00am – 5:00pm, Sunday 10:00am – 4:00pm
Herington Community Building
810 South Broadway, Herington, KS 67449
<https://heringtonhistory.org/heringtonrailroaddays/>

April 27, 2024: 8th Anniversary Railroad Swap Meet
Sponsored by the Iron Spike Model Train Museum
Saturday, 10 am - 3 pm
Washington City Auditorium
211 High Street, Washington MO 63090
Admission \$8, includes same day admittance to Iron Spike Museum
Children under 12 free at the Train Show only
Mail to Iron Spike Model Train Museum, 1498 High Street, Washington MO 63090 For more information call (636) 283-5166 or email info@ironspike.org or check out the [Iron Spike Model Train Museum website](https://www.ironspikemuseum.com/)

April 28, 2024: Chicago Railroad Memorabilia Show
Sunday, 9 am - 3 pm Holiday Inn
1000 Busse Road (Route 83), Elk Grove Village IL
Admission \$6
For more information call (773) 909-5623 or email s.mazanek@comcast.net

May 11, 2024: 13th Annual Marceline Train Show
Saturday 9:00am-4:00pm
124 E. Ritchie, Marceline, MO
(Contact: Dennis VanDyke, [660-734-2195](tel:660-734-2195), d.vandyke0@icloud.com)

May 11, 2024: After the Storm Train Show
Saturday, 10 am - 3 pm Arnold Eagles Hall
1725 Jeffco Blvd. Arnold, MO 63010
Admission \$3.00, 12 and under FREE
For information call Steven Mantia at (314) 369-3949
Mail payment to 3300 Maryalan Ct., St. Louis MO 63129

May 18, 2024: 1st Train Show & Swap Meet
Saturday, 10 am - 3 pm, Presented by St. Libory Sons of the American Legion Post 683
7236 State Route 15, Saint Libory, IL 62282
Admission \$3.00, 12 and under FREE
For information call Dirk P. Reynolds at (618) 973-2237
email: comptrain2002@yahoo.com

May 25, 2024: Patriotic Theme Train Day
Daniel Boone Library
Saturday, from 9am to 3 pm
300 Clarkson Road, Ellisville MO
Setup on Friday, May 24, 2024, at 2 pm
Library phone no. (314) 994-3300 ext. 3102

June 1-2nd, 2024: Center of the Nation Model Railroad Expo
Saturday 9:00am – 5:00pm, Sunday 10:00am – 3:00pm
Kansas State Fairgrounds
Pride of Kansas Building
Hutchinson, KS
<http://www.kansascentralmodelrailroaders.org/train-show.html>

June 8th, 2024: TCA HOA Model Train Swap Meet
Saturday 10:00am - 2:00pm
The Palmer Center
218-A North Pleasant Street, Independence, MO 64050

June 15-23rd, 2024: 70th National TCA Convention
Lancaster Marriott at Penn Square
Lancaster, PA
<https://www.tcatrains.org/national-tca-convention/>

June 29, 2024: Steam Locomotive Theme Train Day
Eureka MO Library
Saturday, from 9am to 3 pm

500 Workman Road, Eureka MO
Setup on Friday, June 28, 2024, at 2 pm
Library phone no. (314) 991-3300 ext. 3201

June 29 – 30: 2024 Galesburg Railroad Days
Saturday June 29, 2024 10 AM to 4 PM
Sunday June 30, 2024 10 AM to 2 PM
Knox College - T. Fleming Field House
199 East Knox Street, Galesburg, Illinois
Admission \$5, children under 12 FREE
Early Bird admission \$10 Saturday at 8:30 am
Greg Norris Show Director Cell number (309) 335-2634
email norrissoundlight@gmail.com
Thom Joyce Floor Planner Cell number (309) 862-1671
email thom.joyce@comcast.net
[Galesburg Railroad Days website](https://www.galesburgrailroaddays.com/)

July 8-14th, 2024: Lionel Collectors Club America
(LCCA) Annual Convention
Omaha, NE
Details available in the 'Lion Roars' LCCA Newsletter

July 13th, 2024: Heartland Toy Train Show
Saturday 9:00am – 3:00pm
4518 Expo Circle E., Stillwater, OK
<https://www.ttos-soonerdiv.org/train-shows.html>

July 19 – 18, 2024: 18th 2024 St. Louis Railroad
Prototype Modelers Meet
9:00 am to 7:00 pm both days
Gateway Convention Center, Collinsville, Illinois
Admission \$35 for both days, \$25 for Saturday only.
Kids under 13 free.
Vendor setup 6:00 AM Friday, sales end at 5:00 PM
Saturday. Clinics will begin at 9:30 AM daily
Lonnie Bathurst at bathurst@litchfieldil.com telephone
(217) 556-0314. Check out [The RPM website](https://www.rpm.com/)

July 20th, 2024: Model Train Show and Swap Meet
Saturday 9:00am – 3:00pm
Joplin History & Mineral Museum in Schifferdecker
Park, 504 S. Schifferdecker Ave. Joplin, MO 64081
[TristateModelRailroaders.com](https://www.tristatemodelrailroaders.com/)

July 21-27th, 2024: Lionel Operating Society (LOTS)
Annual Convention, Lawrence, KS

July 20, 2024: Train Day at the Fenton Library
Meramec Valley Branch
Saturday, from 9am to 3 pm

1501 San Simeon Way, Fenton mo 63026
Setup on Friday, July 19, 2024 at 2 pm
Library phone no. (314) 991-3300 ext. 3551

July 27th, 2024: Lawrence Kansas Model Train Show
Saturday, 10:00am – 3:00pm
DoubleTree by Hilton Hotel
200 McDonald Dr. Lawrence, KS 66044
<https://lots-trains.org/>

August 11th, 2024: Mid-America Train & Toy Show
Sunday 9:00am – 2:00pm
KCI Expo Center
11730 NW Ambassador Drive, Kansas City, MO

August 17th, 2024: Mid-Mo Train Club Open House
Saturday 10:00am – 2:00pm
2002 Grindstone Parkway, Columbia, MO

August 24, 2024: Military Theme Train Day at the Oak
Bend Library
Saturday, from 9am to 3 pm
842 S Holmes Ave., St Louis, MO 63122
Setup on Friday, August 23, 2024, at 2 pm
Library phone no. (314) 994-3300

September 20-21st, 2024: Ozarks Model Railroad
Association Annual Train Show
Friday 4:00pm – 8:00pm, Saturday 9:00am – 3:00pm
Ozark Empire Fairgrounds Central Events Center
3119 North Grant Avenue, Springfield, MO 65803
<http://www.omraspringfield.org/>

October 12th, 2024: 27th Annual Swap Meet - Central
Missouri Chapter of the TCA
Open to TCA, sponsor members at 9:00am, public from
10:00am - 3:00pm
Columbia Senior Activity Center
1121 Business Loop 70 East, Columbia, MO 65201

October 12th, 2024: Heartland Toy Train Show
Saturday 9:00am – 3:00pm
500 E. Choctaw Ave., Chickasha, OK
<https://www.ttos-soonerdiv.org/train-shows.html>

October 17-19th, 2024: York Train Meet Eastern
Division TCA
York State Fairgrounds, 334 Carlisle Ave, York, PA
17404 <https://www.easterntca.com/>

Heart of America Model Train Swap Meet

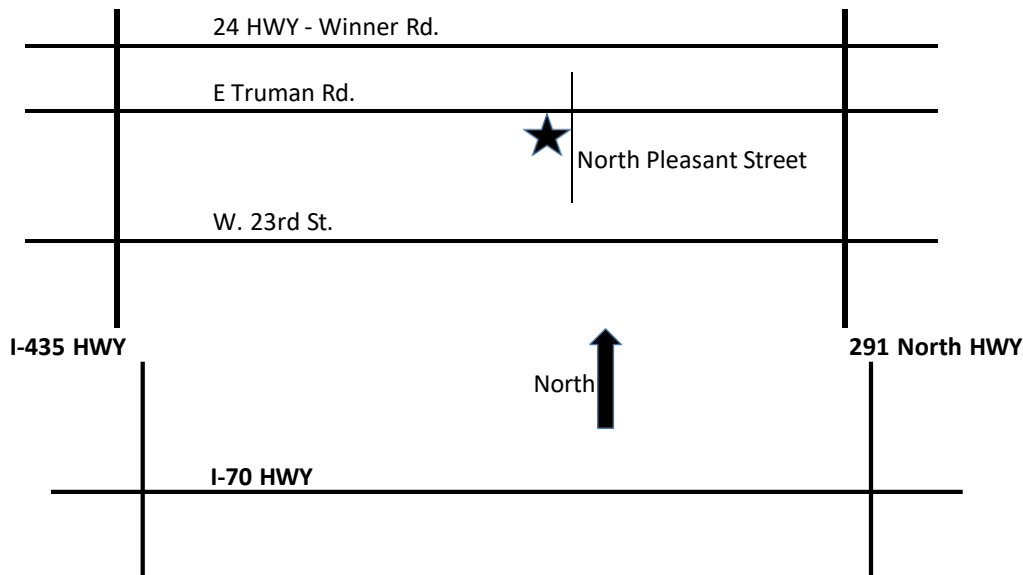
Saturday, June 8, 2024 – 10am to 2pm

The Palmer Center, 218-A North Pleasant Street Independence, MO 64050



Admission to the Event is Free!

For information email - tcahoa@tcahoa.org or visit <http://ozarkdivisiontca.org/local-meets.html>



Vendor spaces are available on a first come first served basis. Tables are \$20 per 8' table.

Call Bill Rook at 816-223-8165 (email- trnnut@hotmail.com) to reserve space and confirm table availability. Make checks payable to TCA HOA and mail to: Bill Rook, 216 NW 82nd St, Kansas City, MO 64118

Vendor setup is from 8:30am to 10am on day of meet. Dealers can pack up from 2pm-3pm, must be out by 3pm. To reserve spaces/tables complete and return the information below:

Name: _____

Street Address: _____

City: _____ State: _____ Zip: _____

Email address: _____ Phone Number _____

Number of tables reserved: _____ X \$20 per table = _____ Amount enclosed

Ozark Division Officers

Robert M. English 96-43303 – President
5 Exmoor Dr.
Saint Louis, MO 63124
314-989-9479
englishes@charter.net

Darin Grant 11-65910 – Vice President
11326 W 132nd Terrace
Overland Park, KS 66213
913-486-2131
dgrant@kc.rr.com

Jim Bryan 05-58519, Secretary/Treasurer
329 Summit Heights Court
Fenton MO 63026-3952
417-336-2305
bryanj1818@gmail.com

David Smith 82-17781 -President HOA Chapter
1022 S. Glenwood Avenue
Independence, MO 4053-162
913-980-7915
dksmith13312@comcast.net

David M. Osborn 75-7280 – President Gateway
Chapter
633 Highview Circle Drive
Ballwin, MO 63021
314-808-5708
osborns@swbell.net

Don Miller 06-59842 – Past President, Communications
Editor
12715 Grant Street
Overland Park, KS 66213
913-814-9107
olathedonm@aol.com

Bradley Marples, M.D. HE95-41819 – Director
5125 SW Redbud Lane
Topeka, KS 66606
785-271-5530
bmarples@gmail.com

Jon R. Lundvall 75-8379 - Historian
810 Windmill Dr.
Ballwin, MO 63011
314-239-7996
jonlstrains@netscape.net